



TH 6.5 II Sax

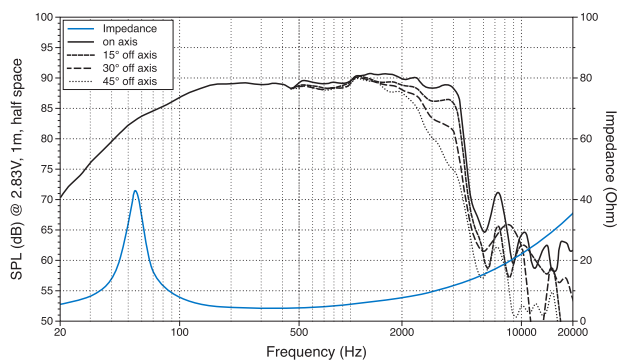
300 W Max Power




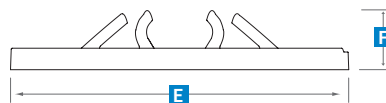
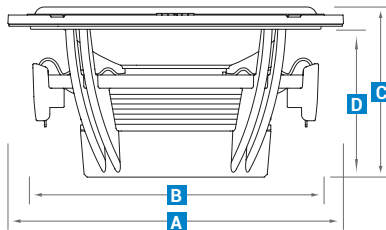
TECHNICAL SPECIFICATIONS		
Component		Woofers
Size	mm (in.)	165 (6.5)
Power Handling	W peak	300
	W continuous	150
Impedance	Ω	4
Frequency Response	Hz	40 ÷ 4500
Magnet size D x d x h	mm (in.)	80 x 54 x 4,5 (3.15 x 2.13 x 0.18)
Weight of one speaker	kg (lb.)	1,25 (2.76)
Voice Coil Ø	mm (in.)	50 (2)

ELECTRO-ACOUSTIC PARAMETERS		
D	mm	130
Xmax	mm	5,4
Re	Ω	3,8
Fs	Hz	55
Le	mH	0,43
Vas	l	8,6
Mms	g	24,2
Cms	mm/N	0,35
BL	T·m	8,2
Qts		0,43
Qes		0,47
Qms		5,3
Spl	dB	87

- 50 mm mobile voice coil in CCAR (Copper Clad Aluminum Ribbon) wound with flat wire to maximize the force factor and heat dissipation.
- Low inductance of the mobile voice coil to optimize the emission in medium-high band (2-3 kHz).
- N48 "H-grade" neodymium magnet with superb thermal stability to guarantee an optimal dynamic reserve in every situation.
- Magnetic group geometry designed using finite element simulation software to maximize efficiency by concentrating the magnetic field in the gap.
- Membrane made of TPX®, a transparent material that reduces the frequency response irregularities in the mid-high band, leaving the speaker interior in full view.
- Membrane geometry designed using simulation software, to obtain a smooth emission over all the listening angles.
- Basket made of a single piece of die-cast aluminium featuring four pairs of spokes to optimize heat transfer, nullify turbulent airflows and ensure maximum structural rigidity.
- Hi-excursion suspension and spider, optimized with simulations of the loudspeaker multi-physical behavior.
- eID technology providing TH 6.5 II traceability starting from the manufacturing stage up to the owner.



A	165 mm	6.5 in.
B	143 mm	5.63 in.
C	84 mm	3.31 in.
D	74,5 mm	2.93 in.
E	170,5 mm	6.71 in.
F	30 mm	1.18 in.



Elettromedia
62018 Potenza Picena (MC) Italy
T +39 0733 870 870 - F +39 0733 870 880
elettromedia.com

